



How to Start a

Packaged Drinking Water

with PET Bottles

Manufacturing Business.

INTRODUCTION



Packed drinking water is water that has been filtered and disinfected in some way, such as by filtration, UV or ozone treatment, or reverse osmosis (RO), and then packaged in plastic or glass bottles or pouches for our use. A liquid cannot contain sweeteners or chemical additives (other than flavours, extracts, or essences) and must be calorie-free and sugar-free to be considered "bottled water."

PET

PET, also known as PETE or Polyethylene Terephthalate, is a solid, rigid synthetic fibre derived from ethylene glycol and terephthalic acid. PET is used in almost every plastic water bottle on the planet. But what are the characteristics that make it such an excellent food packaging material? PET containers are not only lightweight, but they also do not react biologically with food.





Apart from that, PET is a durable, non-reactive, cost-effective, and shatterproof material that is likely to save the day. PET's protection in food, beverage, and personal care products, as well as pharmaceutical and medical applications, has been acknowledged by health authorities all over the world. One of the main reasons why many manufacturers choose PET is that it is 100% recyclable and highly sustainable.



**It can be recovered and recycled several times –
– into personal care product tubes, carpet and
clothing fibres, vehicle components, building
materials, industrial strapping, and other
packaging materials, for example.**

TYPES OF BOTTLED WATER ARE:



Alkaline water is a form of water that has a higher pH level due to electrolysis.

Artesian water is water that comes from a confined aquifer that has been tapped and has a water level that is some distance above the aquifer's tip.



Fluoridated water is water that has had fluoride applied to it. Water labelled "For Infants" or "Nursery" falls into this group.

Ground water is water that comes from an underground source with a pressure that is equal to or greater than atmospheric pressure.



Hydrogen water is similar to carbonated water in that it contains dissolved hydrogen gas.

Mineral water is water from a mineral spring that contains salts and sulphur compounds, among other minerals. It comes from a geologically and physically covered underground water supply that can be tapped from one or more bore holes or springs. This water cannot have any minerals attached to it.



Purified water is water that has been purified by the use of distillation, deionization, reverse osmosis, or other appropriate methods. "Demineralized water" is another term for purified water.

Sparkling water produces the same amount of carbon dioxide as it did when it first emerged from the source. After therapy, the carbon dioxide can be removed and replaced.



Spring water- Water that emerges from an underground formation and flows naturally to the Earth's surface is known as spring water.

Sterile water- this form of water meets sterilization standards, such as those outlined in the United States Pharmacopoeia's "sterility tests."



Well water is obtained by drilling a hole, tapping it, and so on. This hole in the ground may be bored, drilled, or otherwise built.



Hypo Chlorite Dosing System:

The process begins with raw water being pumped into water tanks for chlorination.

Dosing pumps are used to chlorinate them with an HDPE hypochlorite solution. It removes living microorganisms from the water and stores them in tanks with PVC pipes and a level indicator.

Sand Filtration:

The water is pumped through the sand filter unit under pressure. This device is used to isolate turbid particles. When raw water is released, it travels downward through the sand bed. It traps particles that are suspended in the air. However, these sand beds must be maintained on a regular basis.





Activated Carbon Filtration:

After chlorination, raw water can have an odour, colour, or minute particles. To get rid of them, there are huge activated carbon reservoirs. Water is purified and ready for the next phase after passing through these carbon tanks.



Anti Scalent Dosing:

Precipitation is needed for elements such as salts, calcium, and magnesium that are present in excess quantities. If they reach the solubility limit, the water nutrient level is jeopardized.

The Reverse Osmosis System:

The RO method removes dissolved solids from the water after it has been cleaned. It's a device that passes highly concentrated water through a semi-permeable membrane with micro filters.



Adding Mineral System:

The taste of RO-treated water with low TDS is unpleasant. Physical minerals are applied to the tank at this point to give it a flavour and nutrient level. It also controls the amount of TDS in the water.



UV Filtration:

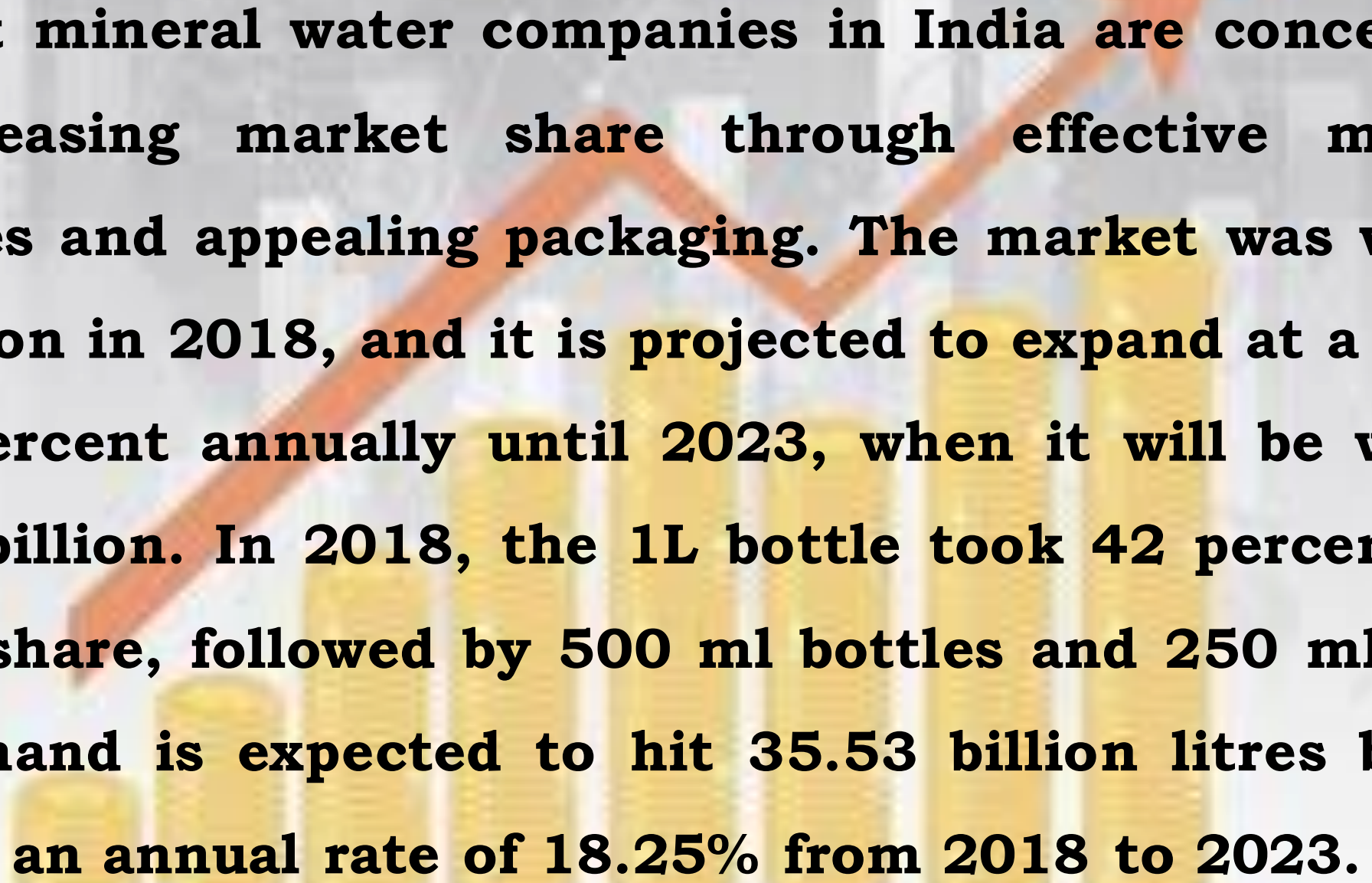
Although the RO water is free of impurities, it can redevelop after extended storage. As a result, an ultraviolet steriliser with high ultraviolet ray filters eliminates even the tiniest chance of any microorganism redeveloping.



Ozone Generator:

It is important to maintain high quality standards in mineral water. As a result, before bottling, the water is passed into Ozone tanks. Purified water is given a boost of oxygen via this process. The oxygenated water is now ready for bottle filling via the bottling unit's pumps and pipes.

The demand for bottled water in India is primarily due to a lack of safe drinking water due to an enormous increase in the population, inflow of foreign students and visitors, poor quality of tap water, and the ease with which bottled water can be obtained, as well as a rise in health awareness. Since the government has failed to provide safe drinking water in all areas, private players have stepped in to fill the void while also establishing a thriving market.

The background of the text features a bar chart with several yellow bars of varying heights. A large, thick, orange arrow points upwards from the bottom left towards the top right, passing over the bars, symbolizing growth and progress.

The best mineral water companies in India are concentrating on increasing market share through effective marketing strategies and appealing packaging. The market was worth Rs 160 billion in 2018, and it is projected to expand at a CAGR of 20.75 percent annually until 2023, when it will be worth Rs 403.06 billion. In 2018, the 1L bottle took 42 percent of the market share, followed by 500 ml bottles and 250 ml bottles. The demand is expected to hit 35.53 billion litres by 2023, rising at an annual rate of 18.25% from 2018 to 2023.

The global bottled water market is exploding as people become more aware of the value of healthy drinking water for good health. Certain diseases, such as fluorosis, malaria, typhoid, diarrhoea, and viral fever, drive the sector. Even the taste of bottled water is contributing to the market's growing demand. In 2018, the global bottled water market was valued at \$250 billion, with a forecast of \$350 billion by 2021.

Nestle, Hangzhou Wahaha Group Co. Ltd, Danone, Coca-Cola, and PepsiCo are some of the market's major players, with retail accounting for the majority of water bottle sales. The global bottled water market was worth about \$238 billion in 2017 and is projected to hit \$349 billion in 2021, expanding at a CAGR of 9.99 percent between 2017 and 2021. In terms of volume, the demand is forecast to be 437 billion liters in 2017 and 623 billion liters in 2021, with a CAGR of 9.27 percent between 2017 and 2021.

KEY PLAYERS

- **Allen Industries Ltd.**
- **Bhagyalaxmi Mineral Water Pvt. Ltd.**
- **Bisleri International Pvt. Ltd.**
- **Cans & Closures Ltd.**
- **Chouksey Agro Pvt. Ltd.**
- **Garden Polymers Pvt. Ltd.**
- **Geo Thermal Water Ltd.**



MACHINERY PHOTOGRAPHS

Reverse Osmosis Purification System



Reverse osmosis

Bottle Capping Machine



SLEEVE LABELING MACHINE



PROJECT AT A GLANCE

**COST OF PROJECT****MEANS OF FINANCE**

Particulars	Existing	Proposed	Total	Particulars	Existing	Proposed	Total
Land & Site Development Exp.	0.00	80.00	80.00	Capital	0.00	157.92	157.92
Buildings	0.00	124.50	124.50	Share Premium	0.00	0.00	0.00
Plant & Machineries	0.00	306.10	306.10	Other Type Share Capital	0.00	0.00	0.00
Motor Vehicles	0.00	8.00	8.00	Reserves & Surplus	0.00	0.00	0.00
Office Automation Equipments	0.00	33.00	33.00	Cash Subsidy	0.00	0.00	0.00
Technical Knowhow Fees & Exp.	0.00	15.00	15.00	Internal Cash Accruals	0.00	0.00	0.00
Franchise & Other Deposits	0.00	0.00	0.00	Long/Medium Term Borrowings	0.00	473.77	473.77
Preliminary& Pre-operative Exp	0.00	3.00	3.00	Debentures / Bonds	0.00	0.00	0.00
Provision for Contingencies	0.00	30.00	30.00	Unsecured Loans/Deposits	0.00	0.00	0.00
Margin Money - Working Capital	0.00	32.10	32.10				
TOTAL	0.00	631.70	631.70	TOTAL	0.00	631.70	631.70

	Annualised		Book Value	Debt	Dividend	Retained Earnings		Payout	Probable Market Price	P/E Ratio	Yield Price/Book Value
	EPS	CEPS	Per Share		Per Share	Per Share				No.of Times	
	`	`	`	`	`	%	`	%	`		%
1-2	5.14	9.47	15.14	24.00	0.00	100.00	5.14	0.00	5.14	1.00	0.00
2-3	7.64	11.38	22.78	18.00	0.00	100.00	7.64	0.00	7.64	1.00	0.00
3-4	10.12	13.36	32.90	12.00	0.00	100.00	10.12	0.00	10.12	1.00	0.00
4-5	12.54	15.34	45.43	6.00	0.00	100.00	12.54	0.00	12.54	1.00	0.00
5-6	14.87	17.30	60.30	0.00	0.00	100.00	14.87	0.00	14.87	1.00	0.00

Year	D. S. C. R.			Debt / - Deposits Debt	Equity as- Equity	Total Net Worth	Return on Net Worth	Profitability Ratio					Assets Turnover Ratio	Current Ratio
	Individual	Cumulative	Overall					GPM	PBT	PAT	Net Contribution	P/V Ratio		
	(Number of times)			(Number of times)		%	%	%	%	%	%			
Initial				3.00	3.00									
1-2	1.40	1.40		1.59	1.59	2.15		15.94%	9.42%	7.01%	473.30	40.88%	1.57	0.97
2-3	1.66	1.52		0.79	0.79	1.22		18.46%	13.27%	8.93%	537.88	39.82%	1.72	1.31
3-4	1.97	1.66	1.97	0.36	0.36	0.71		20.15%	15.97%	10.35%	614.38	39.80%	1.76	1.71
4-5	2.34	1.81		0.13	0.13	0.41		21.28%	17.88%	11.40%	690.88	39.78%	1.73	2.16
5-6	2.77	1.97		0.00	0.00	0.23		22.03%	19.23%	12.17%	767.38	39.77%	1.66	3.79

BEP**BEP - Maximum Utilisation Year****5****Cash BEP (% of Installed Capacity)****46.32%****Total BEP (% of Installed Capacity)****51.34%****IRR, PAYBACK and FACR****Internal Rate of Return .. (In %age)****24.17%****Payback Period of the Project is (In Years)****2 Years 4 Months****Fixed Assets Coverage Ratio (No. of times)****5.530**

- 1. What is Packaged Drinking Water with PET Bottles Manufacturing industry ?**
- 2. How has the Packaged Drinking Water with PET Bottles Manufacturing industry performed so far and how will it perform in the coming years ?**
- 3. What is the Project Feasibility of Packaged Drinking Water with PET Bottles Manufacturing Plant ?**
- 4. What are the requirements of Working Capital for setting up Packaged Drinking Water with PET Bottles Manufacturing plant ?**

- 5. What is the structure of the Packaged Drinking Water with PET Bottles Manufacturing Business and who are the key/major players ?**
- 6. What is the total project cost for setting up Packaged Drinking Water with PET Bottles Manufacturing Business?**
- 7. What are the operating costs for setting up Packaged Drinking Water with PET Bottles Manufacturing plant ?**
- 8. What are the machinery and equipment requirements for setting up Packaged Drinking Water with PET Bottles Manufacturing plant ?**

- 9. Who are the Suppliers and Manufacturers of Plant & Machinery for setting up Packaged Drinking Water with PET Bottles Manufacturing plant ?**
- 10. What are the requirements of raw material for setting up Packaged Drinking Water with PET Bottles Manufacturing plant ?**
- 11. Who are the Suppliers and Manufacturers of Raw materials for setting up Packaged Drinking Water with PET Bottles Manufacturing Business?**
- 12. What is the Manufacturing Process of Packaged Drinking Water with PET Bottles?**

- 13. What is the total size of land required for setting up Packaged Drinking Water with PET Bottles Manufacturing plant ?**
- 14. What will be the income and expenditures for Packaged Drinking Water with PET Bottles Manufacturing Business?**
- 15. What are the Projected Balance Sheets of Packaged Drinking Water with PET Bottles Manufacturing plant ?**
- 16. What are the requirement of utilities and overheads for setting up Packaged Drinking Water with PET Bottles Manufacturing plant?**
- 17. What is the Built up Area Requirement and cost for setting up Packaged Drinking Water with PET Bottles Manufacturing Business?**

18. What are the Personnel (Manpower) Requirements for setting up Packaged Drinking Water with PET Bottles Manufacturing Business?

19. What are Statistics of Import & Export for Packaged Drinking Water with PET Bottles?

20. What is the time required to break-even of Packaged Drinking Water with PET Bottles Manufacturing Business?

21. What is the Break-Even Analysis of Packaged Drinking Water with PET Bottles Manufacturing plant?

22. What are the Project financials of Packaged Drinking Water with PET Bottles Manufacturing Business?

23. What are the Profitability Ratios of Packaged Drinking Water with PET Bottles Manufacturing Project?

24. What is the Sensitivity Analysis-Price/Volume of Packaged Drinking Water with PET Bottles Manufacturing plant?

25. What are the Projected Pay-Back Period and IRR of Packaged Drinking Water with PET Bottles Manufacturing plant?

26. What is the Process Flow Sheet Diagram of Packaged Drinking Water with PET Bottles Manufacturing project?

27. What are the Market Opportunities for setting up Packaged Drinking Water with PET Bottles Manufacturing plant?

28. What is the Market Study and Assessment for setting up Packaged Drinking Water with PET Bottles Manufacturing Business?

29. What is the Plant Layout for setting up Packaged Drinking Water with PET Bottles Manufacturing Business?

Table of Contents of the Project Report

1. DISTRICT PROFILE & GEOTECHNICAL SITE CHARACTERIZATION

- 1. General Characteristics of the District**
- 2. Topography**
- 3. Demography**
- 4. Administrative set up**
- 5. Map**
- 6. Large Scale Industries / Public Sector Undertakings**

2. INTRODUCTION

- 1. Water Supplies and Their Impurities**

3. HISTORY OF BOTTLED WATER IN INDIA

- 1. Bottled Water Regulations**
- 2. Bottled Water Industry in India**

4. USES & APPLICATIONS

- 1. PARAMETERS: MICROBIOLOGICAL**

5. PROPERTIES OF WATER

- 1. Physical Properties**
- 2. Principal Mineral Constituent and Gases Alkalinity**

6. B.I.S. SPECIFICATIONS

7. TYPES OF LICENSES/APPROVALS REQUIRED

- **Compulsory Certification**

8. MARKET SURVEY

- **Bottled Water and Purifiers**
- **Mineral Water**
- **Water Purifiers**
- **Key Drivers for Growth of Packaged Drinking Water**

9. FINANCIALS & COMPARISON OF MAJOR INDIAN PLAYERS/COMPANIES

- **About Financial Statements of CMIE Database**
- **Profits & Appropriations**
- **Total Liabilities**
- **Total Assets**
- **Net Cash Flow from Operating Activities**

- **Section – I**

- Name of Company with Contact Details
- Name of Director(S)
- Plant Capacity
- Location of Plant
- Name of Raw Material(S) Consumed with Quantity & Cost

- **Section – II**

- Assets
- Cash Flow
- Cost as % Ge of Sales
- Forex Transaction
- Growth in Assets & Liabilities
- Growth in Income & Expenditure
- Income & Expenditure
- Liabilities
- Liquidity Ratios
- Profitability Ratio
- Profits
- Return Ratios
- Structure of Assets & Liabilities (%)
- Working Capital & Turnover Ratios

10. PRESENT MANUFACTURERS

11. WATER QUALITY

- Quality Control
- Pollution Control

12. SOURCES OF WATER

- Natural Water

13. PRODUCT & PLANT DESCRIPTION

- Advantages of Ozonation
- Function of Different Units
- Bottle Labeling
- Bottle Filling
- Packaging Requirements

14. PROCESS FLOW DIAGRAM OF DRINKING WATER

15. PLANT & MACHINERY REQUIRED

16. POLYETHYLENE TEREPHTHALATE (PET)

17. PRODUCTION OF PET BOTTLE

18. PACKAGED DRINKING WATER PLANT DIAGRAM

19. SILENT FEATURE OF WATER TREATMENT SYSTEM

20. SUPPLIERS OF PLANT & MACHINERY

- Complete Machinery Suppliers
- Semi Automatic Blow Moulding Machine
- Ozonator
- Carton Sealing Machines
- Batch Coding Machines
- Water Storage Tank
- Material Handling Equipments

21. SUPPLIERS OF RAW MATERIALS

- Pet Preform
- Lab Chemicals
- Corrugated Boxes

22. PRODUCT, MACHINERY & RAW MATERIAL PHOTOGRAPHS

- PET Bottles
- PET Preform
- Packaged Drinking Water Plant
- Quality Control Lab
- Sleeve Labeling Machine

23. PLANT LAYOUT

Project Financials

- **Project at a Glance** **Annexure**
- Assumptions for Profitability workings1
- Plant Economics.....2
- Production Schedule.....3
- Land & Building.....4
 - Factory Land & Building
 - Site Development Expenses

- **Plant & Machinery.....5**
 - Indigenous Machineries**
 - Other Machineries (Miscellaneous, Laboratory etc.)**

- **Other Fixed Assets.....6**
 - Furniture & Fixtures**
 - Pre-operative and Preliminary Expenses**
 - Technical Knowhow**
 - Provision of Contingencies**

- **Working Capital Requirement Per Month.....7**
 - Raw Material**
 - Packing Material**
 - Lab & ETP Chemical Cost**
 - Consumable Store**

- **Overheads Required Per Month and Per Annum.....8**
 - Utilities & Overheads (Power, Water and Fuel Expenses etc.)**
 - Royalty and Other Charges**
 - Selling and Distribution Expenses**
- **Salary and Wages9**
- **Turnover Per Annum10**
- **Share Capital.....11**
 - Equity Capital**
 - Preference Share Capital**

- **Annexure 1 :: Cost of Project and Means of Finance**

- **Annexure 2 :: Profitability and Net Cash Accruals**
 - **Revenue/Income/Realisation**
 - **Expenses/Cost of Products/Services/Items**
 - **Gross Profit**
 - **Financial Charges**
 - **Total Cost of Sales**
 - **Net Profit After Taxes**
 - **Net Cash Accruals**

- **Annexure 3 :: Assessment of Working Capital requirements**
 - **Current Assets**
 - **Gross Working Capital**
 - **Current Liabilities**
 - **Net Working Capital**
 - **Working Note for Calculation of Work-in-process**

- **Annexure 4 :: Sources and Disposition of Funds**

- **Annexure 5 :: Projected Balance Sheets**

- ROI (Average of Fixed Assets)
- RONW (Average of Share Capital)
- ROI (Average of Total Assets)

- **Annexure 6 :: Profitability Ratios**

- D.S.C.R
- Earnings Per Share (EPS)
- Debt Equity Ratio

- **Annexure 7 :: Break-Even Analysis**

- **Variable Cost & Expenses**
- **Semi-Variable/Semi-Fixed Expenses**
- **Profit Volume Ratio (PVR)**
- **Fixed Expenses / Cost**
- **B.E.P**

- **Annexure 8 to 11 :: Sensitivity Analysis-Price/Volume**

- **Resultant N.P.B.T**
- **Resultant D.S.C.R**
- **Resultant PV Ratio**
- **Resultant DER**
- **Resultant ROI**
- **Resultant BEP**

- **Annexure 12 :: Shareholding Pattern and Stake Status**
 - **Equity Capital**
 - **Preference Share Capital**
- **Annexure 13 :: Quantitative Details-Output/Sales/Stocks**
 - **Determined Capacity P.A of Products/Services**
 - **Achievable Efficiency/Yield % of Products/Services/Items**
 - **Net Usable Load/Capacity of Products/Services/Items**
 - **Expected Sales/ Revenue/ Income of Products/ Services/ Items**

- **Annexure 14** :: **Product wise Domestic Sales Realisation**
- **Annexure 15** :: **Total Raw Material Cost**
- **Annexure 16** :: **Raw Material Cost per unit**
- **Annexure 17** :: **Total Lab & ETP Chemical Cost**
- **Annexure 18** :: **Consumables, Store etc.**
- **Annexure 19** :: **Packing Material Cost**
- **Annexure 20** :: **Packing Material Cost Per Unit**

- **Annexure 21** :: **Employees Expenses**
- **Annexure 22** :: **Fuel Expenses**
- **Annexure 23** :: **Power/Electricity Expenses**
- **Annexure 24** :: **Royalty & Other Charges**
- **Annexure 25** :: **Repairs & Maintenance Expenses**
- **Annexure 26** :: **Other Manufacturing Expenses**
- **Annexure 27** :: **Administration Expenses**
- **Annexure 28** :: **Selling Expenses**


- **Annexure 29 :: Depreciation Charges – as per Books (Total)**
- **Annexure 30 :: Depreciation Charges – as per Books (P & M)**
- **Annexure 31 :: Depreciation Charges - as per IT Act WDV (Total)**
- **Annexure 32 :: Depreciation Charges - as per IT Act WDV (P & M)**
- **Annexure 33 :: Interest and Repayment - Term Loans**
- **Annexure 34 :: Tax on Profits**
- **Annexure 35 :: Projected Pay-Back Period and IRR**

Reasons for Buying our Report:

- **This report helps you to identify a profitable project for investing or diversifying into by throwing light to crucial areas like industry size, market potential of the product and reasons for investing in the product**
- **This report provides vital information on the product like it's characteristics and segmentation**
- **This report helps you market and place the product correctly by identifying the target customer group of the product**

- **This report helps you understand the viability of the project by disclosing details like machinery required, project costs and snapshot of other project financials**
- **The report provides a glimpse of government regulations applicable on the industry**
- **The report provides forecasts of key parameters which helps to anticipate the industry performance and make sound business decisions**

- **Our research reports broadly cover Indian markets, present analysis, outlook and forecast for a period of five years.**
- **The market forecasts are developed on the basis of secondary research and are cross-validated through interactions with the industry players**
- **We use reliable sources of information and databases. And information from such sources is processed by us and included in the report**



The report titled “Market Survey cum Detailed Techno Economic Feasibility Report on Packaged Drinking Water with PET Bottles.” provides an insight into Packaged Drinking Water with PET Bottles market in India with focus on uses and applications, Manufacturing Process, Process Flow Sheets, Plant Layout and Project Financials of Packaged Drinking Water with PET Bottles project. The report assesses the market sizing and growth of the Indian Packaged Drinking Water with PET Bottles Industry. While expanding a current business or while venturing into new business, entrepreneurs are often faced with the dilemma of zeroing in on a suitable product/line. And before diversifying/venturing into any product, they wish to study the following aspects of the identified product:

- **Good Present/Future Demand**
- **Export-Import Market Potential**
- **Raw Material & Manpower Availability**
- **Project Costs and Payback Period**

We at NPCS, through our reliable expertise in the project consultancy and market research field, have demystified the situation by putting forward the emerging business opportunity in the Packaged Drinking Water with PET Bottles sector in India along with its business prospects. Through this report we have identified Packaged Drinking Water with PET Bottles project as a lucrative investment avenue.

#DetailedProjectReport **#businessconsultant**
#BusinessPlan **#feasibilityReport** **#NPCS**
#entrepreneurindia **#startupbusiness** **#ProjectReport**
#startup **#projectconsultancy** **#businessopportunity**
#PackagedDrinkingWater **#MineralWater**
#MineralWaterBusiness **#BottleWaterBusiness**
#bottledwaterplant **#PetBottle** **#PetBottleProduction**
#BottleIndustry **#WaterIndustry**



NIIR PROJECT CONSULTANCY SERVICES (NPCS)

can provide Detailed Project Report on

Packaged Drinking Water with **PET Bottles**

See more

Project Reports & Profiles

BOOKS

Market Research Report

Visit us at

www.entrepreneurindia.co

www.niir.org

**Take a look at Niir Project
Consultancy Services on
#Street View**

<https://goo.gl/VstWkd>

*Locate us on
Google Maps*

<https://goo.gl/maps/BKkUtq9gevT2>

Our inexhaustible Client list includes public-sector companies, Corporate Houses, Government undertaking, individual entrepreneurs, NRI, Foreign investors, non-profit organizations and educational institutions from all parts of the World. The list is just a glimpse of our esteemed & satisfied Clients.

Click here to take a look

<https://goo.gl/G3ICjV>

Select and Choose the Right Business Startup for You

(Instant Online Project Identification and Selection)

Finding the right startup business is one of the most popular subject today. Starting a business is no easy endeavor, but the time, effort, and challenges can be worth it if you succeed. To give yourself the best chance to be successful, take your time to carefully find the right business for you. We, at NPCS, endeavor to make business selection a simple and convenient step for any entrepreneur/startup. Our expert team, by capitalizing on its dexterity and decade's long experience in the field, has created a list of profitable ventures for entrepreneurs who wish to diversify or venture. The list so mentioned is updated regularly to give you a regular dose of new emerging opportunities.

Visit: <https://www.entrepreneurindia.co/project-identification>

Download Complete List of Project Reports:

▪ Detailed Project Reports

Visit:- <https://www.entrepreneurindia.co/complete-project-list>

NPCS is manned by engineers, planners, specialists, financial experts, economic analysts and design specialists with extensive experience in the related industries.

Our Market Survey cum Detailed Techno Economic Feasibility Report provides an insight of market in India. The report assesses the market sizing and growth of the Industry. While expanding a current business or while venturing into new business, entrepreneurs are often faced with the dilemma of zeroing in on a suitable product/line.

And before diversifying/venturing into any product, they wish to study the following aspects of the identified product:

- **Good Present/Future Demand**
- **Export-Import Market Potential**
- **Raw Material & Manpower Availability**
- **Project Costs and Payback Period**

The detailed project report covers all aspect of business, from analyzing the market, confirming availability of various necessities such as Manufacturing Plant, Detailed Project Report, Profile, Business Plan, Industry Trends, Market Research, Survey, Manufacturing Process, Machinery, Raw Materials, Feasibility Study, Investment Opportunities, Cost and Revenue, Plant Economics, Production Schedule,

Working Capital Requirement, uses and applications, Plant Layout, Project Financials, Process Flow Sheet, Cost of Project, Projected Balance Sheets, Profitability Ratios, Break Even Analysis. The DPR (Detailed Project Report) is formulated by highly accomplished and experienced consultants and the market research and analysis are supported by a panel of experts and digitalized data bank.

We at NPCS, through our reliable expertise in the project consultancy and market research field, have demystified the situation by putting forward the emerging business opportunity in India along with its business prospects.....[Read more](#)



NIIR PROJECT CONSULTANCY SERVICES

AN ISO 9001: 2015 CERTIFIED COMPANY



ABOUT US



- *One of the leading reliable names in industrial world for providing the most comprehensive technical consulting services*
- *We adopt a systematic approach to provide the strong fundamental support needed for the effective delivery of services to our Clients' in India & abroad*



We at NPCS want to grow with you by providing solutions scale to suit your new operations and help you reduce risk and give a high return on application investments. We have successfully achieved top-notch quality standards with a high level of customer appreciation resulting in long lasting relation and large amount of referral work through technological breakthrough and innovative concepts. A large number of our Indian, Overseas and NRI Clients have appreciated our expertise for excellence which speaks volumes about our commitment and dedication to every client's success.

What do we offer?

- *Project Identification*
- *Detailed Project Reports/Pre-feasibility Reports*
- *Market Research Reports*
- *Business Plan*
- *Technology Books and Directory*
- *Industry Trend*
- *Databases on CD-ROM*
- *Laboratory Testing Services*
- *Turnkey Project Consultancy/Solutions*
- *Entrepreneur India (An Industrial Monthly Journal)*

How are we different ?



- *We have two decades long experience in project consultancy and market research field*
- *We empower our customers with the prerequisite know-how to take sound business decisions*
- *We help catalyze business growth by providing distinctive and profound market analysis*
- *We serve a wide array of customers , from individual entrepreneurs to Corporations and Foreign Investors*
- *We use authentic & reliable sources to ensure business precision*

Our Approach

Requirement collection

Thorough analysis of the project

Economic feasibility study of the Project

Market potential survey/research

Report Compilation

- **Public-sector Companies**
- **Corporates**
- **Government Undertakings**
- **Individual Entrepreneurs**
- **NRI's**
- **Foreign Investors**
- **Non-profit Organizations, NBFC's**
- **Educational Institutions**
- **Embassies & Consulates**
- **Consultancies**
- **Industry / trade associations**

- **Ayurvedic And Herbal Medicines, Herbal Cosmetics**
- **Alcoholic And Non Alcoholic Beverages, Drinks**
- **Adhesives, Industrial Adhesive, Sealants, Glues, Gum & Resin**
- **Activated Carbon & Activated Charcoal**
- **Aluminium And Aluminium Extrusion Profiles & Sections,**
- **Bio-fertilizers And Biotechnology**
- **Breakfast Snacks And Cereal Food**
- **Bicycle Tyres & Tubes, Bicycle Parts, Bicycle Assembling**
- **Bamboo And Cane Based Projects**
- **Building Materials And Construction Projects**
- **Biodegradable & Bioplastic Based Projects**
- **Chemicals (Organic And Inorganic)**
- **Confectionery, Bakery/Baking And Other Food**
- **Cereal Processing**
- **Coconut And Coconut Based Products**
- **Cold Storage For Fruits & Vegetables**
- **Coal & Coal Byproduct**

- **Copper & Copper Based Projects**
- **Dairy/Milk Processing**
- **Disinfectants, Pesticides, Insecticides, Mosquito Repellents,**
- **Electrical, Electronic And Computer based Projects**
- **Essential Oils, Oils & Fats And Allied**
- **Engineering Goods**
- **Fiber Glass & Float Glass**
- **Fast Moving Consumer Goods**
- **Food, Bakery, Agro Processing**
- **Fruits & Vegetables Processing**
- **Ferro Alloys Based Projects**
- **Fertilizers & Biofertilizers**
- **Ginger & Ginger Based Projects**
- **Herbs And Medicinal Cultivation And Jatropha (Biofuel)**
- **Hotel & Hospitality Projects**
- **Hospital Based Projects**
- **Herbal Based Projects**
- **Inks, Stationery And Export Industries**

- **Infrastructure Projects**
- **Jute & Jute Based Products**
- **Leather And Leather Based Projects**
- **Leisure & Entertainment Based Projects**
- **Livestock Farming Of Birds & Animals**
- **Minerals And Minerals**
- **Maize Processing(Wet Milling) & Maize Based Projects**
- **Medical Plastics, Disposables Plastic Syringe, Blood Bags**
- **Organic Farming, Neem Products Etc.**
- **Paints, Pigments, Varnish & Lacquer**
- **Paper And Paper Board, Paper Recycling Projects**
- **Printing Inks**
- **Packaging Based Projects**
- **Perfumes, Cosmetics And Flavours**
- **Power Generation Based Projects & Renewable Energy Based Projects**
- **Pharmaceuticals And Drugs**
- **Plantations, Farming And Cultivations**
- **Plastic Film, Plastic Waste And Plastic Compounds**
- **Plastic, PVC, PET, HDPE, LDPE Etc.**

- **Potato And Potato Based Projects**
- **Printing And Packaging**
- **Real Estate, Leisure And Hospitality**
- **Rubber And Rubber Products**
- **Soaps And Detergents**
- **Stationary Products**
- **Spices And Snacks Food**
- **Steel & Steel Products**
- **Textile Auxiliary And Chemicals**
- **Township & Residential Complex**
- **Textiles And Readymade Garments**
- **Waste Management & Recycling**
- **Wood & Wood Products**
- **Water Industry(Packaged Drinking Water & Mineral Water)**
- **Wire & Cable**

MARKET RESEARCH REPORT

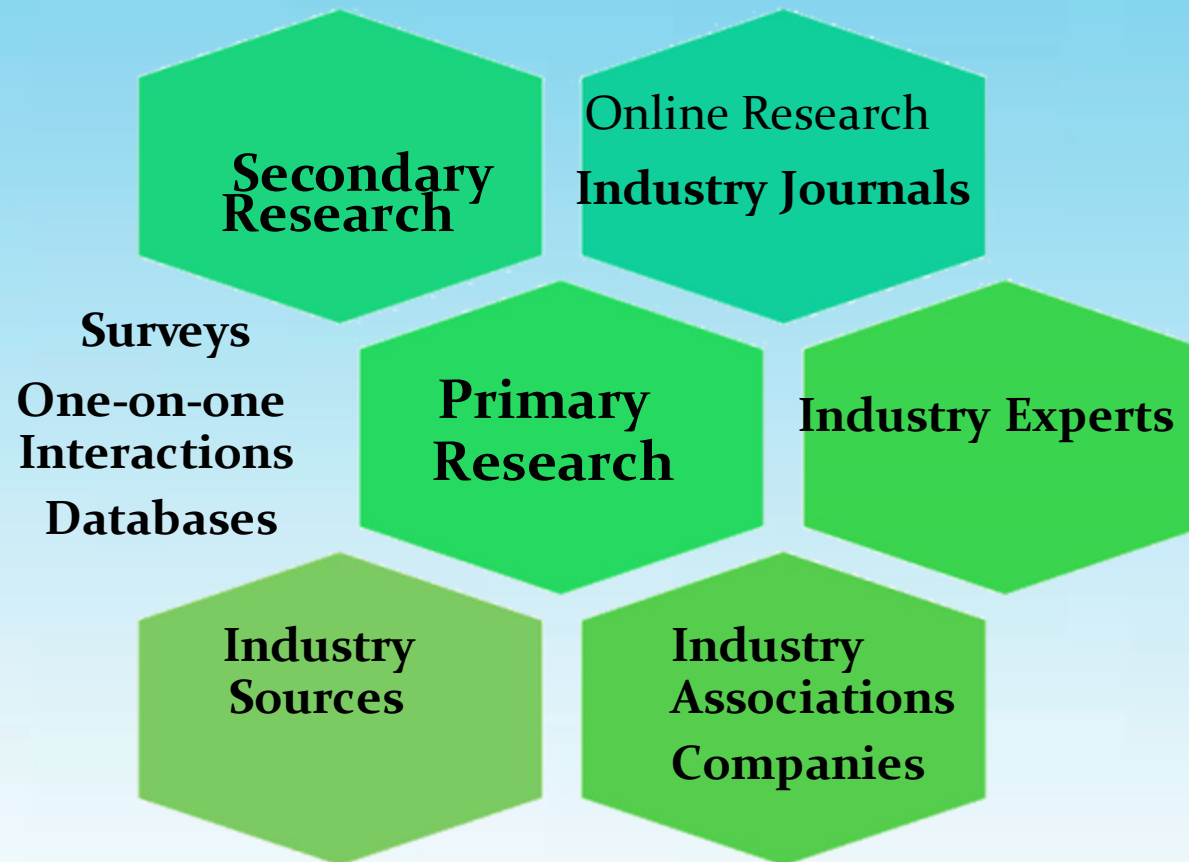
Objective

- **To get a detailed scenario of the industry along with its structure and classification**
- **To provide a comprehensive analysis of the industry by covering aspects like:**
 - **Growth drivers of the industry**
 - **Latest market trends**
 - **Insights on regulatory framework**
 - **SWOT Analysis**
 - **Demand-Supply Situation**
 - **Foreign Trade**
 - **Porters 5 Forces Analysis**

- **To provide forecasts of key parameters which helps to anticipate the industry performance**
- **To help chart growth trajectory of a business by detailing the factors that affect the industry growth**
- **To help an entrepreneur/manager in keeping abreast with the changes in the industry**
- **To evaluate the competitive landscape of the industry by detailing:**
 - **Key players with their market shares**
 - **Financial comparison of present players**

- **Venturist/Capitalists**
 - **Entrepreneur/Companies**
 - **Industry Researchers**
 - **Investment Funds**
 - **Foreign Investors, NRI's**
 - **Project Consultants/Chartered Accountants**
 - **Banks**
 - **Corporates**
- [Click here for list](#)

Data Sources



Scope & Coverage



Our Team

- Our research team comprises of experts from various financial fields:
- MBA's
- Industry Researchers
- Financial Planners
- Research veterans with decades of experience

Structure of the Report

- 1. Overview**
- 2. Market Analysis**
 - 2.1 Growth Drivers**
 - 2.2 Emerging Trends in the Industry**
 - 2.3 Regulatory Framework**
 - 2.4 SWOT Analysis**
 - 2.5 Herfindahl–Hirschman Index (HHI)**
- 3. Market Forecasts**
- 4. Key Players**
- 5. Key Financials and Analysis**
 - 5.1 Contact Information**
 - 5.2 Key Financials**
 - 5.3 Financial comparison**
 - 5.4 Industry Size & Outlook**

Take a look at on #Street View



<https://goo.gl/VstWkd>



Contact us

**106-E, Kamla Nagar, Opp. Mall ST,
New Delhi-110007, India.**

**Email: npcs.ei@gmail.com ,
info@entrepreneurindia.co**

Tel: +91-11-23843955, 23845654, 23845886

Mobile: +91-9097075054, 8800733955

Fax: +91-11-23845886

Website : www.entrepreneurindia.co ,

www.niir.org

Take a look at on #StreetView

<https://goo.gl/VstWkd>

www.entrepreneurindia.co

www.niir.org



FOLLOW US



➤ <https://www.linkedin.com/company/niir-project-consultancy-services>



➤ <https://www.facebook.com/NIIR.ORG>



➤ <https://www.youtube.com/user/NIIRproject>



➤ https://twitter.com/npcs_in



➤ <https://www.pinterest.com/npcsindia/>

THANK YOU

For more information, visit us at:

www.niir.org

www.entrepreneurindia.co